



STAINED GLASS CREATION

START HERE →

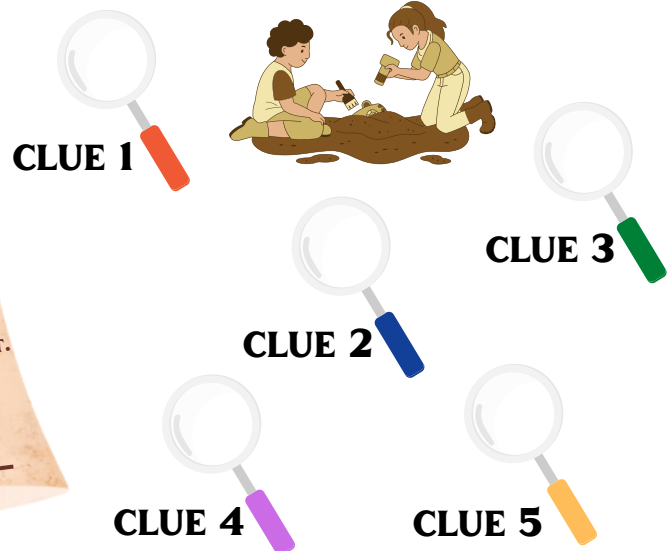
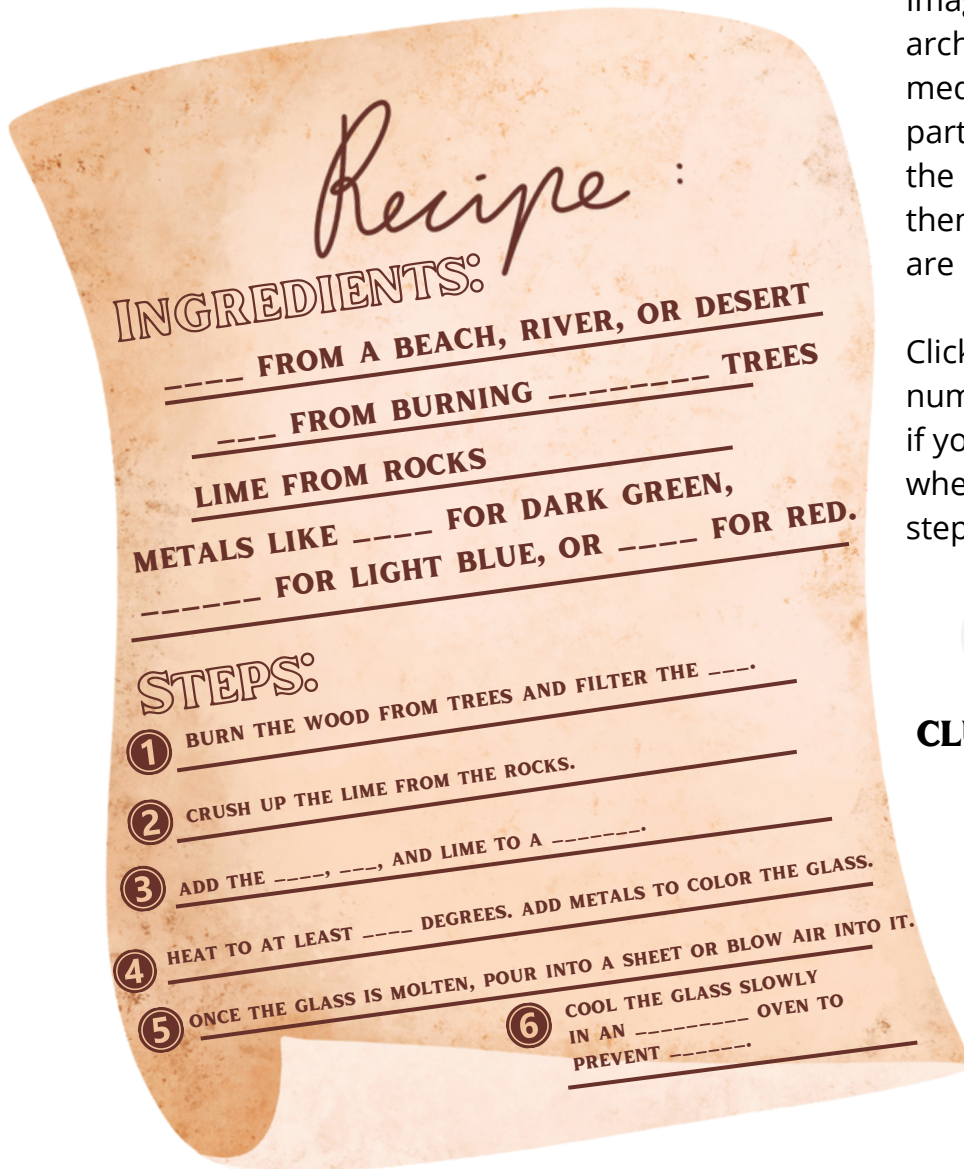
Welcome to Glencairn Museum's video mini-series all about stained glass! Through this series of four videos you will learn all about the way medieval stained glass was made, understood, and enjoyed. Each video will have a "before, during, and after" activity booklet for you to use! Let us know what you think and share art that you create with us by tagging us on social media @glencairnmuseum or emailing info@glencairnmuseum.org

BEFORE

Try out this activity before watching the first video!

Imagine you and your team of archaeologists have just uncovered this medieval recipe for making glass! Some parts of the recipe are still there telling you the ingredients you need, where to find them, and what to do with them - but some are missing!

Click on the clues below and use the number of missing letters as a guide to see if you can discover the missing ingredients, where to find them, and what the missing steps are to finish the recipe!



DURING

Press play to watch the video and see if you can complete this activity during your viewing!

STAINED GLASS CREATION Gallery Video



As you watch, listen carefully to Fiona the educator, and see if you can match each of these key words with their meaning and picture by drawing lines to connect the right combinations. If you get stuck, check the last page of this activity pack for the answers!

GLAZIER

A container used to hold and heat the ingredients for making glass.




CARTOON

A person who works with stained glass and makes stained-glass windows.



CRUCIBLE

A full size drawing of the stained-glass window design.



SILVER STAIN

Glass that looks gray from the black designs painted on white glass.



GRISAILLE

A silver compound (silver mixed with another element) that is painted on glass to make it yellow.



STAINED GLASS
CREATION



GLENCAIRN
MUSEUM

AFTER

After you've watched the video, we've got three ideas for activities that you can do to create some stained-glass style art of your own!


1 COLOR OR CREATE A CARTOON

Pick one of the cartoon coloring pages included at the end of this activity to add your own color and creativity to! If you're feeling extra creative, try designing your own cartoon for a stained-glass window.



2 A COLORFUL PUZZLE

Putting together a stained-glass window is a lot like putting together a puzzle! Try out this activity to make your own stained-glass puzzle, or click on the pictures below to try out some digital puzzles of Glencairn's stained-glass windows!



[CLICK HERE TO MAKE YOUR PUZZLE!](#)

3 SWEET STAINED-GLASS TREATS



To make glass that is clear and colorful, glass ingredients have to be heated to incredibly high temperatures! Try out this activity where you'll need to do some heating of your own to create delicious, glassy treats!

[CLICK HERE FOR THE RECIPE!](#)

4 TRY OUT GRISAILLE

Remember that grisaille comes from the French word "gris", meaning gray. Try making some gray glass for yourself! Follow these steps to make a piece of "glass" to put up at home.

- 1 Grab a black marker and a piece of parchment baking paper - any size you want!



- 2 Use your black marker to make lots of complicated and repeating patterns on the paper.



- 3 When you're done, grab some tape and put your piece of grisaille "glass" up on a real window at home to see how it looks in the light!



**STAINED GLASS
CREATION**



**GLENCAIRN
MUSEUM**




CARTOON OF A KING AND ARMY ON HORSEBACK



CARTOON OF JESUS HEALING A MAN







CARTOON OF AN ANGEL APPEARING TO
THE TWO MARYS



CREATE YOUR OWN CARTOON

ANSWERS



GLAZIER	<p>A person who works with stained glass and makes stained-glass windows.</p>	
CARTOON	<p>A full size drawing of the stained-glass window design.</p>	
CRUCIBLE	<p>A container used to hold and heat the ingredients for making glass.</p>	
SILVER STAIN	<p>A silver compound (silver mixed with another element) that is painted on glass to make it yellow.</p>	
GRISAILLE	<p>Glass that looks gray from the black designs painted on white glass.</p>	